



GOBERNACION DEL HUILA
Secretaria de Salud Departamental

Boletín epidemiológico Enfermedades Transmitidas por Vectores y Zoonosis, departamento del Huila, semana 16, 2018

Hasta el 27 de abril de 2018

Municipios en Zona de:

Brote dengue

ALGECIRAS

Huila dpto y
otros 25 mpios
en Zona de Éxito

Municipios en Zona
Alerta Dengue

SANTA MARIA
SALADOBLANCO
ISNOS
YAGUARA

Municipios en
Seguridad Dengue

NEIVA
PITALITO
AIPE
TARQUI
PALERMO
TESALIA
SUAZA

INDICADORES DENGUE

¡Comportamiento Infección por Virus Dengue Huila!

| ZONA | MUNICIPIO | Seguimiento conducta adecuada (Hospitalizados, Remitidos o en observación) dengue con signos de alarma (CSA) | | | | | Seguimiento conducta adecuada dengue grave (Ingreso Unidad Cuidado Intensivo) | | | | |
|-----------|--------------|--|---------------------------|------|-------------------|------|---|----------------------------------|-------------------|------|------------------------|
| | | Total casos | Presentaron Signos Alarma | % | Conducta adecuada | % | Total casos | Concordancia Clasificación Final | Conducta adecuada | % | Pendientes ajuste (Pa) |
| Norte | Neiva | 215 | 86 | 40% | 79 | 92% | 42 | 5 | 5 | 100% | 1 |
| | Aipe | 26 | 11 | 42% | 10 | 91% | 7 | 0 | 0 | 0% | 0 |
| | Algeciras | 11 | 9 | 82% | 8 | 89% | 10 | 1 | 1 | 0% | 1 |
| | Baraya | 1 | 0 | 0% | 0 | 0% | 0 | 0 | 0 | 0% | 0 |
| | Campoalegre | 4 | 2 | 50% | 2 | 100% | 1 | 0 | 0 | 0% | 0 |
| | Colombia | 2 | 0 | 0% | 0 | 0% | 0 | 0 | 0 | 0% | 0 |
| | Hobo | 5 | 4 | 80% | 4 | 100% | 1 | 0 | 0 | 0% | 0 |
| | Iquira | 6 | 2 | 33% | 0 | 0% | 3 | 1 | 1 | 100% | 1 |
| | Palermo | 25 | 10 | 40% | 9 | 90% | 4 | 0 | 0 | 0% | 0 |
| | Rivera | 21 | 8 | 38% | 8 | 100% | 2 | 1 | 1 | 100% | 0 |
| | Santa María | 8 | 2 | 25% | 2 | 100% | 1 | 0 | 0 | 0% | 0 |
| | Tello | 5 | 2 | 40% | 2 | 100% | 2 | 0 | 0 | 0% | 0 |
| | Teruel | 1 | 0 | 0% | 0 | 0% | 0 | 0 | 0 | 0% | 0 |
| | Villavieja | 1 | 1 | 100% | 1 | 100% | 1 | 1 | 1 | 100% | 0 |
| | Yaguará | 5 | 5 | 100% | 5 | 100% | 3 | 0 | 0 | 0% | 0 |
| Centro | Garzón | 47 | 23 | 49% | 23 | 100% | 15 | 0 | 0 | 0% | 0 |
| | Agrado | 9 | 3 | 33% | 3 | 100% | 0 | 0 | 0 | 0% | 0 |
| | Altamira | 0 | 0 | 0% | 0 | 0% | 0 | 0 | 0 | 0% | 0 |
| | Gigante | 4 | 4 | 100% | 4 | 100% | 1 | 0 | 0 | 0% | 0 |
| | Guadalupe | 5 | 3 | 60% | 2 | 67% | 0 | 1 | 1 | 100% | 0 |
| | Pital | 5 | 1 | 20% | 1 | 100% | 0 | 0 | 0 | 0% | 0 |
| | Suaza | 2 | 2 | 100% | 2 | 100% | 2 | 0 | 0 | 0% | 0 |
| | Tarqui | 8 | 5 | 63% | 5 | 100% | 2 | 0 | 0 | 0% | 0 |
| Occidente | La Plata | 20 | 13 | 65% | 12 | 92% | 9 | 0 | 0 | 0% | 0 |
| | La Argentina | 0 | 0 | 0% | 0 | 0% | 0 | 0 | 0 | 0% | 0 |
| | Nataga | 0 | 0 | 0% | 0 | 0% | 0 | 0 | 0 | 0% | 0 |
| | Paicol | 2 | 1 | 50% | 1 | 100% | 0 | 0 | 0 | 0% | 0 |
| Sur | Tesalia | 6 | 1 | 17% | 1 | 100% | 0 | 0 | 0 | 0% | 0 |
| | Pitalito | 42 | 22 | 52% | 22 | 100% | 9 | 0 | 0 | 0% | 0 |
| | Acevedo | 4 | 3 | 75% | 3 | 100% | 1 | 0 | 0 | 0% | 0 |
| | Elias | 0 | 0 | 0% | 0 | 0% | 0 | 0 | 0 | 0% | 0 |
| | Isnos | 6 | 3 | 50% | 3 | 100% | 1 | 0 | 0 | 0% | 0 |
| | Oporapa | 0 | 0 | 0% | 0 | 0% | 0 | 0 | 0 | 0% | 0 |
| | Palestina | 1 | 1 | 100% | 1 | 100% | 0 | 0 | 0 | 0% | 0 |
| | Saladoblanco | 1 | 1 | 100% | 1 | 100% | 1 | 0 | 0 | 0% | 0 |
| | San Agustín | 3 | 2 | 67% | 2 | 100% | 0 | 0 | 0 | 0% | 0 |
| | Timaná | 15 | 8 | 53% | 8 | 100% | 4 | 0 | 0 | 0% | 0 |
| | HUILA | 360 | 238 | 66% | 224 | 94% | 122 | 10 | 9 | 90% | 3 |

| ZONA | 2017 NAS EPIDEMIOLOGIA | | | | |
|-----------|------------------------|----|----|----|-------|
| | SEMANA | 14 | 15 | 16 | Total |
| NORTE | NEIVA | 5 | 20 | 6 | 157 |
| | AIPE | 4 | 2 | 2 | 21 |
| | ALGECIRAS | 2 | 2 | 0 | 12 |
| | BARAYA | 0 | 0 | 0 | 1 |
| | CAMPOALEGRE | 0 | 0 | 0 | 4 |
| | COLOMBIA | 0 | 0 | 0 | 1 |
| | HOBO | 2 | 0 | 0 | 2 |
| | IQUIRA | 0 | 0 | 0 | 7 |
| | PALERMO | 1 | 1 | 1 | 10 |
| | RIVERA | 1 | 1 | 1 | 21 |
| | SANTA MARIA | 0 | 1 | 0 | 6 |
| | TELLO | 0 | 0 | 0 | 5 |
| CENTRO | TERUEL | 0 | 0 | 0 | 0 |
| | VILLAVIEJA | 0 | 0 | 0 | 2 |
| | YAGUARA | 1 | 0 | 1 | 3 |
| | GARZON | 5 | 3 | 3 | 38 |
| | AGRADO | 0 | 0 | 0 | 8 |
| | ALTAMIRA | 0 | 0 | 0 | 0 |
| | GIGANTE | 0 | 0 | 0 | 2 |
| | GUADALUPE | 0 | 0 | 0 | 2 |
| OCCIDENTE | PITAL | 0 | 0 | 0 | 4 |
| | SUAZA | 0 | 0 | 1 | 2 |
| | TARQUI | 0 | 2 | 0 | 5 |
| | LA PLATA | 2 | 0 | 1 | 16 |
| | LA ARGENTINA | 0 | 0 | 0 | 0 |
| | NATAGA | 0 | 0 | 0 | 0 |
| | PAICOL | 0 | 0 | 0 | 1 |
| | TESALIA | 0 | 1 | 0 | 2 |
| SUR | PITALITO | 1 | 2 | 2 | 18 |
| | ACEVEDO | 1 | 0 | 0 | 1 |
| | ELIAS | 0 | 0 | 0 | 0 |
| | ISNOS (SAN JOSE) | 0 | 2 | 1 | 3 |
| | OPORAPA | 0 | 0 | 0 | 0 |
| | PALESTINA | 0 | 0 | 0 | 0 |
| | SALADOBLANCO | 0 | 1 | 0 | 1 |
| | SAN AGUSTIN | 0 | 0 | 0 | 1 |
| HUILA | TIMANA | 1 | 1 | 1 | 4 |
| | HUILA | 26 | 39 | 20 | 360 |

La incidencia de dengue en el departamento del Huila a semana 16, es de 34,7 casos por cada 100.000 habitantes en zonas de riesgo (urbano) año 2018.

Incidencia de dengue Colombia es 32,2 casos por cien mil habitantes.

Se ha notificado un caso de mortalidad por dengue en 2018, el cual procede de Ortega (Tolima); en 2017 hubo 2 casos confirmados, para una letalidad del 6,0% (2/33) preliminar pendiente ajustes.

Fuente: SIVIGILA



Carrera 20 No 5b-36; Neiva – Huila - Colombia; PBX: 8701980

www.huila.gov.co; twitter: @HuilaGob; Facebook: www.facebook.com/huilagob; YouTube: www.youtube.com/huilagob

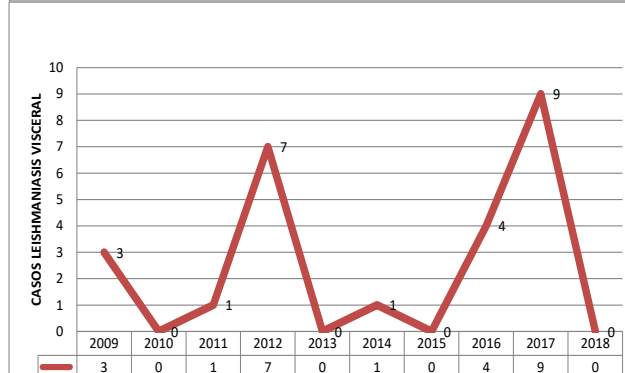
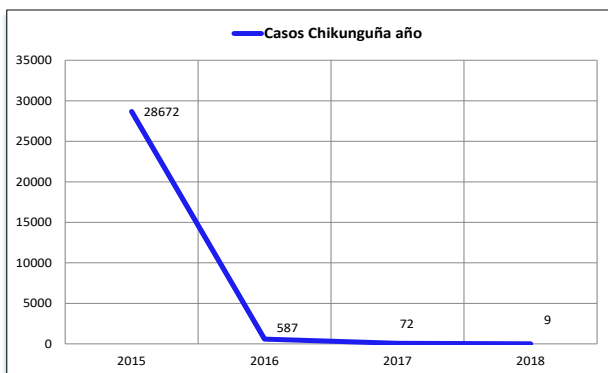
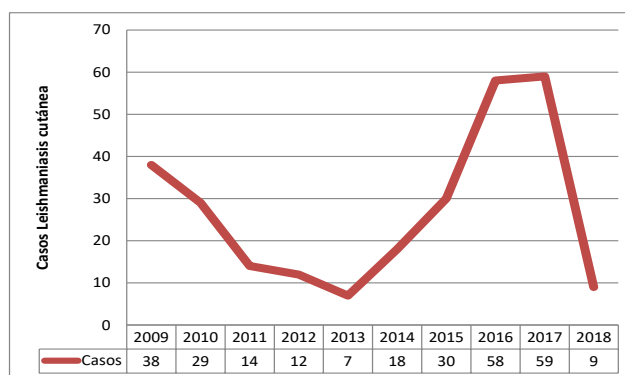
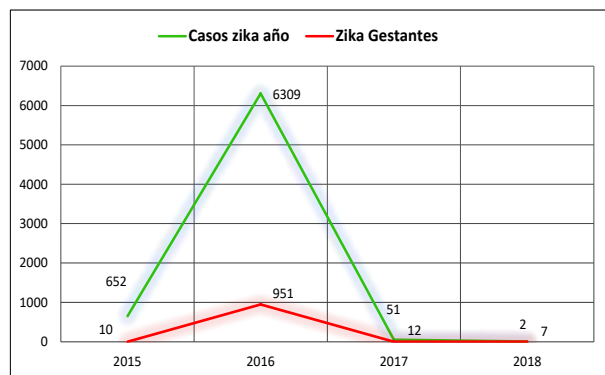




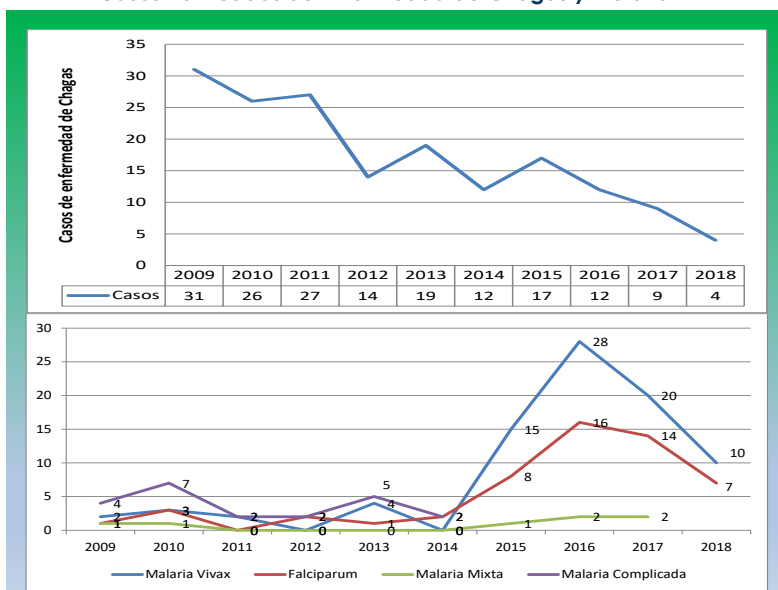
GOBERNACION DEL HUILA

Secretaria de Salud Departamental

Comportamiento Otras Enfermedades Vectoriales y Zoonosis Huila, 2018



Casos notificados de Enfermedad de Chagas y Malaria



"El Camino es la Educación"

GLORIA ESPERANZA ARAUJO CORONADO
Secretaria de Salud Departamental

Grupo Enfermedades Transmitidas por Vectores y Zoonosis:

CARLOS ALBERTO LOZANO POLANCO

Coordinador ETV Zoonosis

MARÍA CLEMENCIA ROJAS GARCÍA

Coordinadora Laboratorio SP y EGI

LILIAN AMPARO VALLEJO POLANCO: Laboratorio Virus

LUIS ARBEY ESPINOSA GONZALEZ: Aux. Laboratorio

SILVIA LORENA BECERRA: Entomología

VIVIANA PAOLA BARRETO: Médica Auditora

GIANNI GERMAN QUINCHE: Médico Auditor

LUIS JOSÉ TORRES ROJAS: Médico Epidemiólogo

CAMILO EDUARDO RIVERA VEGA: Profesional Apoyo

WILLIAM PERDOMO: Médico Veterinario, Zootecnista, Epidemiólogo.

HERNAN DARÍO CARDOZO SOTELO: Médico Veterinario Zootecnista

JUAN CARLOS TORRES LOSADA: Médico Veterinario, Entomología

EDUARDO DURAN RODRIGUEZ: Zootecnista, Entomología



Carrera 20 No 5b-36; Neiva – Huila - Colombia; PBX: 8701980

www.huila.gov.co; twitter: @HuilaGob; Facebook: www.facebook.com/huilagob; YouTube: www.youtube.com/huilagob

